


WOOD COUNTY, TEXAS
COMBINED STATEMENT OF CASH ACCOUNTS ACTIVITY
FOR THE MONTH ENDING DECEMBER 31, 2018

FUND CODE	FUND NAME	CASH BALANCE 11/30/2018	RECEIPTS		DISBURSEMENTS		TRANSFER IN/(OUT)	Net Change	CASH BALANCE 12/31/2018
BUDGETED FUNDS									
OPERATING FUNDS									
100	General	\$ 18,194,445.39	\$ 1,787,925.09	\$ (1,672,375.56)	\$ 1,772.10	\$ 117,321.63	\$ 18,311,767.02		
200	Road and Bridge Fund	2,747,885.76	1,220,007.33	(502,832.85)	(22.10)	717,152.38	3,465,038.14		
270	Tobacco Settlement Fund	87,953.03	0.00	0.00	0.00	0.00	87,953.03		
	Total Operating Funds	\$ 21,030,284.18	\$ 3,007,932.42	\$ (2,175,208.41)	\$ 1,750.00	\$ 834,474.01	\$ 21,864,758.19		
SPECIAL REVENUE FUNDS									
230	CC-Records Mgmt. & Preservation	676,576.32	11,616.62	(372.61)	0.00	11,244.01	687,820.33		
231	General Records Mgmt. & Preservation	25,999.26	1,372.21	(712.38)	0.00	659.83	26,859.09		
232	CC-Records Archive Fee	533,946.30	10,974.87	0.00	0.00	10,974.87	544,921.17		
234	Courthouse Security	59,678.65	2,121.54	(54.95)	(1,750.00)	316.59	59,985.24		
235	Hotel and Motel Tax	167,573.02	443.66	(3,913.13)	0.00	(3,469.47)	164,103.55		
236	Child Welfare	2,296.86	6.25	0.00	0.00	6.25	2,303.11		
238	Crime Victims Services	5,073.00	13.81	(11.04)	0.00	2.77	5,075.77		
239	Justice Court Technology	74,123.39	806.64	(176.00)	0.00	630.64	74,754.03		
240	DC-Records Mgmt. & Preservation	23,247.51	412.18	(237.20)	0.00	174.98	23,422.49		
241	JP Building Security Fee	28,586.10	226.69	(272.62)	0.00	(45.93)	28,540.17		
242	Elections Special	52,625.62	218.30	0.00	0.00	218.30	52,843.92		
243	Guardianship	51,859.85	381.75	0.00	0.00	381.75	52,241.60		
244	CC-Technology	6,702.31	130.50	0.00	0.00	130.50	6,832.81		
245	DC-Technology	14,597.69	460.09	0.00	0.00	460.09	15,057.78		
246	DC-Records Archive Fee	48,252.61	822.67	0.00	0.00	822.67	49,075.28		
247	DC-CT Records Preservation	30,598.33	238.61	0.00	0.00	238.61	30,836.94		
260	Law Library	42,638.98	1,843.81	(399.00)	0.00	1,444.81	44,083.79		
305	Constable Forfeiture	2,225.24	6.07	0.00	0.00	6.07	2,231.31		
	Total Special Revenue Funds	\$ 1,846,601.04	\$ 32,096.27	\$ (6,148.93)	(\$1,750.00)	\$ 24,197.34	\$ 1,870,798.38		
OTHER FUNDS									
250	Right of Way	845,081.62	2,333.45	0.00	0.00	2,333.45	847,415.07		
281	Community Supervision & Corr.	396,346.80	51,312.53	(39,441.17)	0.00	11,871.36	408,218.16		
290	Juvenile Probation Department	35,323.59	20,242.00	(19,931.12)	0.00	310.88	35,634.47		
892	Historical Commission	50,205.49	136.52	(281.78)	0.00	(145.26)	50,060.23		
	Total Other Funds	\$ 1,326,957.50	\$ 74,024.50	\$ (59,654.07)	\$ -	\$ 14,370.43	\$ 1,341,327.93		
	TOTAL BUDGETED FUNDS	\$ 24,203,842.72	\$ 3,114,053.19	\$ (2,241,011.41)	\$ -	\$ 873,041.78	\$ 25,076,884.50		
NON-BUDGETED AND NON-COUNTY FUNDS									
880	Treasurer's State Fees	35,425.32	30,926.08	0.00	0.00	30,926.08	66,351.40		
891	Payroll Fund	(11.00)	0.00	6.86	0.00	6.86	(4.14)		
999	Upper Sabine Valley Waste Mgmt	487,201.11	813.16	(488,014.27)	0.00	(487,201.11)	0.00		
	TOTAL NON-BUDGETED FUNDS	\$ 522,615.43	\$ 31,739.24	\$ (488,007.41)	\$ -	\$ (456,268.17)	\$ 66,347.26		
	TOTAL CASH IN POOLED ACCOUNTS	\$ 24,726,458.15	\$ 3,145,792.43	\$ (2,729,018.82)	\$ -	\$ 416,773.61	\$ 25,143,231.76		
CASH IN BANK - POOLED CASH ACCOUNTS									
890	AP Pooled Cash	1,234,357.92	2,659.01	(1,598,601.66)	1,150,000.00	(445,942.65)	788,415.27		
890	Payroll Pooled Cash	922,728.57	2,092.69	(1,130,017.16)	620,000.00	(507,924.47)	414,804.10		
890	Deposits Pooled Cash	10,300,959.62	3,102,713.05	0.00	(1,770,000.00)	1,332,713.05	11,633,672.67		
890	CD Investments	2,366,402.33	3,898.30	0.00	0.00	3,898.30	2,370,300.63		
890	CD Non-Depository	492,427.84	0.00	0.00	0.00	0.00	492,427.84		
890	CDARS Investments	8,888,512.52	33,428.02	0.00	0.00	33,428.02	8,921,940.54		
890	TexPool Pooled Investments	515,469.35	1,001.36	0.00	0.00	1,001.36	516,470.71		
890	Jury Pooled Cash	5,600.00	0.00	(400.00)	0.00	(400.00)	5,200.00		
	TOTAL CASH IN BANK - POOLED CASH ACCOUNTS	\$ 24,726,458.15	\$ 3,145,792.43	\$ (2,729,018.82)	\$ 0.00	\$ 416,773.61	\$ 25,143,231.76		
			0.00	0.00	0.00	0.00			



FUND CODE	FUND NAME	CASH BALANCE 11/30/2018	RECEIPTS	DISBURSEMENTS	TRANSFER IN(OUT)	Net Change	CASH BALANCE 12/31/2018
CASH IN BANK - NON POOLED CASH ACCOUNTS - NON-BUDGETED, NON-COUNTY OR OTHER FUNDS							
BANKTEXAS ACCOUNTS							
200	Road & Bridge CD RRC Restricted	\$ 26,888.07	\$ 22.10	\$ 0.00	\$ 0.00	\$ 22.10	\$ 26,908.17
233	Sheriff's Foriture Fund (Budgeted)	3,430.21	0.00	(581.00)	-	-581.00	2,849.21
401	Grant Fund	0.00	0.00	0.00	0.00	0.00	0.00
601	Interest & Sinking	25,228.20	91.50	0.00	0.00	91.50	25,319.70
895	Health Plan	371,798.69	206,776.65	(245,867.62)	0.00	(38,090.97)	332,707.72
895	Health Plan CD	211,871.31	267.83	0.00	0.00	267.83	212,139.14
895	Health Plan CDARS	787,759.54	2,217.82	0.00	0.00	2,217.82	789,977.36
898	MRP/DPC Clearing	8,274.42	4,273.46	(3,253.39)	0.00	1,020.07	9,294.49
	District Clerk Clearing	30,959.65	18,906.43	(32,005.65)	0.00	(13,099.22)	17,860.43
	JP1 Clearing	13,525.50	16,639.97	(14,105.50)	0.00	2,534.47	16,059.97
	JP2 Clearing	8,127.60	8,145.10	(8,325.60)	0.00	(180.50)	7,947.10
	JP3 Clearing	9,134.40	11,820.90	(10,313.90)	0.00	1,507.00	10,641.40
	JP4 Clearing	1,217.27	3,236.00	(2,834.27)	0.00	401.73	1,619.00
	RV Clearing	0.00	0.00	0.00	0.00	0.00	0.00
	Treasurer's Credit Card	0.00	132.31	(132.31)	0.00	0.00	0.00
	TOTAL BANKTEXAS - NON POOLED CASH ACCOUNTS	\$ 1,498,212.86	\$ 272,530.07	\$ (317,419.24)	\$ 0.00	\$ (44,889.17)	\$ 1,453,323.69
TEXPOOL ACCOUNTS							
601	Interest & Sinking	37,014.18	71.90	0.00	0.00	71.90	37,086.08
895	Health Plan	1,179.50	2.25	0.00	0.00	2.25	1,181.75
	TOTAL TEXPOOL - NON POOLED CASH ACCOUNTS	\$ 38,193.68	\$ 74.15	\$ 0.00	\$ 0.00	\$ 74.15	\$ 38,267.83
	TOTAL CASH IN BANK - NON POOLED CASH ACCOUNTS	\$ 1,536,406.54	\$ 272,604.22	\$ (317,419.24)	\$ 0.00	\$ (44,815.02)	\$ 1,491,591.52
	TOTAL CASH IN BANK - ALL TREASURER'S ACCOUNTS	\$ 26,262,864.69	\$ 3,418,396.65	\$ (3,046,438.06)	\$ 0.00	\$ 371,958.59	\$ 26,634,823.28

Miscellaneous Information

Indebtedness as of 12/31/2018: \$0.00 Certificate of Obligation: None

RB Line of Credit-Railroad Commission \$25,000 CD Secured - Current Balance Available \$26,908

Bank Texas (including CDARS and ICS)

\$ 25,587,656.90

Non-Depository Investments

492,427.84

TexPool:

554,738.54

Total

\$ 26,634,823.28

0.00

Bank Texas Interest Income: Interest Rate 00%-2.70%

\$ -

Certificates of Deposit: Interest Rates Varies

35,038.39

CDARS Interest Income

35,645.83

TexPool Interest Income: Interest Rate 2.20%

1,075.51

Total Interest Income

\$ 71,759.73

0.00

I, Becky S. Burford, County Treasurer, in and for the County of Wood, State of Texas, do hereby present the December 2018 Statement of Cash Accounts Activity, the attached Treasurer's Report of Cash Receipts and Disbursements, and the Report of Securities as true and correct statements, to the best of my knowledge, of accounts under the control of Wood County Treasurer and furthermore state that the fund balances are on deposit earning interest in accordance with the Wood County Investment Policy earning interest in accordance with the Wood County Depository Contract.

Becky S. Burford
Becky S. Burford, Wood County Treasurer

Presented, examined, and accepted at the regular term of Commissioners Court on this the 8th day of March 2019.

Lucy Hebron
Lucy Hebron, County Judge

Virgil Holland, Jr.
Virgil Holland, Jr. Commissioner Precinct 1


Jerry Gaskill
Jerry Gaskill, Commissioner Precinct 2

Mike Simmons
Mike Simmons, Commissioner Precinct 3

Russell Acker
Russell Acker, Commissioner Precinct 4

Irem Seilala
Irem Seilala, Auditor

ATTEST: *Shirley Price*
Shirley Price, County Clerk



WOOD COUNTY, TEXAS
RECAP OF FUNDS BY BANK ACCOUNTS
FOR THE MONTH ENDING DECEMBER 31, 2018

Fund	Beginning Cash Balance	M-T-D Receipts	M-T-D Disbursements	Transfers	Ending Balance	BankTexas Quitman	-----Allocation of Cash-----			Total Cash
							BankTexas CDARS	Non-Depository Banks	TexPool	
200 Road & Bridge CD Restricted	\$ 26,886.07	\$22.10	\$0.00	\$0.00	\$26,908.17	\$26,908.17	\$0.00	\$0.00	\$0.00	\$26,908.17
233 Sheriff Forfeiture Fund	3,430.21	0.00	(581.00)	0.00	2,849.21	\$2,849.21				\$2,849.21
401 Texas Comm. Dev. Program	0.00	0.00	0.00	0.00	0.00	\$0.00	0.00	0.00	0.00	0.00
601 Interest and Sinking	62,242.38	163.40	0.00	0.00	62,405.78	25,319.70	0.00	0.00	37,086.08	62,405.78
890 Pooled Funds	12,979,115.46	3,108,466.11	(2,729,018.82)	0.00	13,358,562.75	12,842,092.04	0.00	0.00	516,470.71	13,358,562.75
890 Pooled CDs	11,747,342.69	37,326.32	0.00	0.00	11,784,669.01	2,370,300.63	8,921,940.54	492,427.84	0.00	11,784,669.01
895 Health Plan Fund	372,978.19	206,778.90	(245,867.62)	0.00	333,889.47	332,707.72	0.00	0.00	1,181.75	333,889.47
895 Health Plan CDs	999,630.85	2,485.65	0.00	0.00	1,002,116.50	212,139.14	789,977.36	0.00	0.00	1,002,116.50
898 MRP/DPC Clearing	8,274.42	4,273.46	(3,253.39)	0.00	9,294.49	9,294.49	0.00	0.00	0.00	9,294.49
District Clerk Clearing	30,959.65	18,906.43	(32,005.65)	0.00	17,860.43	17,860.43	0.00	0.00	0.00	17,860.43
JP1 Clearing	13,525.50	16,639.97	(14,105.50)	0.00	16,059.97	16,059.97	0.00	0.00	0.00	16,059.97
JP2 Clearing	8,127.60	8,145.10	(8,325.60)	0.00	7,947.10	7,947.10	0.00	0.00	0.00	7,947.10
JP3 Clearing	9,134.40	11,820.90	(10,313.90)	0.00	10,641.40	10,641.40	0.00	0.00	0.00	10,641.40
JP4 Clearing	1,217.27	3,236.00	(2,834.27)	0.00	1,619.00	1,619.00	0.00	0.00	0.00	1,619.00
RV Park Clearing	0.00	0.00	0.00	0.00	0.00	0.00	0.00	0.00	0.00	0.00
Treasurer's Credit Card	0.00	132.31	(132.31)	0.00	0.00	0.00	0.00	0.00	0.00	0.00
Grand Total	\$ 26,262,864.69	\$ 3,418,396.65	\$ (3,046,438.06)	\$ -	\$ 26,634,823.28	\$ 15,875,739.00	\$ 9,711,917.90	\$ 492,427.84	\$ 554,738.54	\$ 26,634,823.28
				\$0.00						

**WOOD COUNTY, TEXAS
COMBINED STATEMENT OF CASH ACCOUNTS ACTIVITY
FOR THE YEAR-TO-DATE THROUGH DECEMBER 31, 2018**

FUND CODE	FUND NAME	PRIOR-YEAR		REVISED CASH BALANCE 10/01/2018	TRANSFER		CASH BALANCE 12/31/2018		
		CASH BALANCE 10/01/2018	RECLASSES		IN/(OUT)	Net Change			
BUDGETED FUNDS									
<u>OPERATING FUNDS</u>									
100	General	\$ 19,028,284.20	\$ 14,399.98	\$ 19,042,684.18	\$ 3,518,884.22	\$ (4,256,838.79)	\$ 7,037.41	\$ (730,917.16)	\$ 18,311,767.02
200	Road and Bridge Fund	2,892,118.94	0.00	2,892,118.94	2,314,146.89	(1,741,160.71)	(66.98)	572,919.20	3,465,038.14
270	Tobacco Settlement Fund	87,953.03	0.00	87,953.03	0.00	0.00	0.00	0.00	87,953.03
Total Operating Funds		\$ 22,008,356.17	\$ 14,399.98	\$ 22,022,756.15	\$ 5,833,031.11	\$ (5,997,999.50)	\$ 6,970.43	\$ (157,997.96)	\$ 21,864,758.19
<u>SPECIAL REVENUE FUNDS</u>									
230	CC-Records Mgmt. & Preservation	667,947.09	(5,471.48)	662,475.61	34,373.55	(9,028.83)	0.00	25,344.72	687,620.33
231	General Records Mgmt. & Preservation	26,203.31	0.00	26,203.31	4,025.79	(3,570.01)	0.00	455.78	26,659.09
232	CC-Records Archive Fee	512,348.04	0.00	512,348.04	32,573.13	0.00	0.00	32,573.13	544,921.17
234	Courthouse Security	58,824.67	0.00	58,824.67	6,530.47	(109.90)	(5,250.00)	1,170.57	59,995.24
235	Hotel and Motel Tax	174,153.26	0.00	174,153.26	19,099.87	(29,143.00)	(6.58)	(10,049.71)	164,103.55
236	Child Welfare	2,187.87	0.00	2,187.87	115.24	0.00	0.00	115.24	2,303.11
238	Crime Victims Services	5,042.74	0.00	5,042.74	44.07	(11.04)	0.00	33.03	5,075.77
239	Justice Court Technology	72,646.02	0.00	72,646.02	2,460.01	(352.00)	0.00	2,108.01	74,754.03
240	DC-Records Mgmt & Preservation	22,403.00	0.00	22,403.00	1,256.69	(237.20)	0.00	1,019.49	23,422.49
241	JP Building Security Fee	28,490.58	0.00	28,490.58	680.73	(631.14)	0.00	49.59	28,540.17
242	Elections Special	52,415.26	0.00	52,415.26	428.66	0.00	0.00	428.66	52,843.92
243	Guardianship	50,753.93	0.00	50,753.93	1,487.67	0.00	0.00	1,487.67	52,241.60
244	CC-Technology	6,436.99	0.00	6,436.99	395.82	0.00	0.00	395.82	6,832.81
245	DC-Technology	13,695.37	0.00	13,695.37	1,362.41	0.00	0.00	1,362.41	15,057.78
246	DC-Records Archive Fee	46,642.96	0.00	46,642.96	2,432.32	0.00	0.00	2,432.32	49,075.28
247	DC-CT Records Preservation	30,088.57	0.00	30,088.57	750.37	0.00	0.00	750.37	30,838.94
260	Law Library	39,753.06	0.00	39,753.06	5,408.73	(1,078.00)	0.00	4,330.73	44,083.79
305	Constable Forfeiture	2,310.58	0.00	2,310.58	15.22	(94.49)	0.00	(79.27)	2,231.31
Total Special Revenue Funds		\$ 1,812,341.30	\$ (5,471.48)	\$ 1,806,869.82	\$ 113,440.75	\$ (44,255.61)	\$ (5,256.58)	\$ 63,928.56	\$ 1,870,798.38
<u>OTHER FUNDS</u>									
250	Right of Way	841,614.82	0.00	841,614.82	5,800.25	0.00	0.00	5,800.25	847,415.07
281	Community Supervision & Corr.	413,467.63	0.00	413,467.63	108,776.10	(114,025.57)	0.00	(5,249.47)	408,218.16
290	Juvenile Probation Department	(9,274.16)	0.00	(9,274.16)	101,213.00	(56,304.37)	0.00	44,908.63	35,634.47
892	Historical Commission	50,959.80	0.00	50,959.80	368.50	(1,268.07)	0.00	(899.57)	50,060.23
Total Other Funds		\$ 1,296,768.09	\$ -	\$ 1,296,768.09	\$ 216,157.85	\$ (171,598.01)	\$ -	\$ 44,559.84	\$ 1,341,327.93
TOTAL BUDGETED FUNDS		\$ 25,117,465.56	\$ 8,928.50	\$ 25,126,394.06	\$ 6,162,629.71	\$ (6,213,853.12)	\$ 1,713.85	\$ (49,509.56)	\$ 25,076,884.50
NON-BUDGETED AND NON-COUNTY FUNDS									
880	Treasurer's State Fees	68,789.33	(8,668.50)	60,120.83	98,357.45	(90,413.03)	(1,713.85)	6,230.57	66,351.40
891	Payroll Fund	324,338.82	0.00	324,338.82	0.00	(324,342.96)	0.00	(324,342.96)	(4.14)
999	Upper Sabine Valley Waste Mgmt	485,394.98	0.00	485,394.98	2,760.93	(488,155.91)	0.00	(485,394.98)	0.00
TOTAL NON-BUDGETED FUNDS		\$ 878,523.13	\$ (8,668.50)	\$ 869,854.63	\$ 101,118.38	\$ (902,911.90)	\$ (1,713.85)	\$ (803,507.37)	\$ 66,347.26
TOTAL CASH IN POOLED ACCOUNTS		\$ 25,995,988.69	\$ 260.00	\$ 25,996,248.69	\$ 6,263,748.09	\$ (7,116,765.02)	\$ -	\$ (853,016.93)	\$ 25,143,231.76
CASH IN BANK - POOLED CASH ACCOUNTS									
890	AP Pooled Cash	1,107,908.70	260.00	1,108,168.70	6,818.42	(3,571,571.85)	3,245,000.00	(319,753.43)	788,415.27
890	Payroll Pooled Cash	1,007,170.44	0.00	1,007,170.44	6,046.83	(3,543,413.17)	2,945,000.00	(592,366.34)	414,804.10
890	Deposits Pooled Cash	11,653,271.52	0.00	11,653,271.52	6,169,338.31	0.00	(6,188,937.16)	(19,598.85)	11,633,672.67
890	CD Investments	2,360,349.35	0.00	2,360,349.35	9,951.28	0.00	0.00	9,951.28	2,370,300.63
890	CD Non-Depository	493,885.18	0.00	493,885.18	1,395.50	0.00	(2,852.84)	(1,457.34)	492,427.84
890	CDARS Investments	8,854,610.93	0.00	8,854,610.93	67,329.61	0.00	0.00	67,329.61	8,921,940.54
890	TexPool Pooled Investments	513,602.57	0.00	513,602.57	2,868.14	0.00	0.00	2,868.14	516,470.71
890	Jury Pooled Cash	5,190.00	0.00	5,190.00	0.00	(1,780.00)	1,790.00	10.00	5,200.00
TOTAL CASH IN BANK - POOLED CASH ACCOUNTS		\$ 25,995,988.69	\$ 260.00	\$ 25,996,248.69	\$ 6,263,748.09	\$ (7,116,765.02)	\$ (80.00)	\$ (853,016.93)	\$ 25,143,231.76
								0.00	

FUND CODE	FUND NAME	PRIOR-YEAR		REVISED		RECEIPTS	DISBURSEMENTS	TRANSFER IN/(OUT)	Net Change	CASH BALANCE 12/31/2018
		CASH BALANCE 10/01/2018	RECLASSES	CASH BALANCE 10/01/2018						
CASH IN BANK - NON POOLED CASH ACCOUNTS - NON-BUDGE										
BANKTEXAS ACCOUNTS										
200	Road & Bridge CD RRC Restricted	\$ 26,841.19	\$ -	\$ 26,841.19	\$ 66.98	\$ -	\$ -	\$ 66.98	\$ 26,908.17	
233	Sheriff's Forfeiture Fund (Budgeted)	3,430.21	0.00	3,430.21	0.00	(581.00)	0.00	-581.00	2,849.21	
401	Grant Fund	0.00	0.00	0.00	0.00	0.00	0.00	0.00	0.00	
601	Interest & Sinking	24,945.66	0.00	24,945.66	374.04	0.00	0.00	374.04	25,319.70	
895	Health Plan	330,533.24	0.00	330,533.24	624,607.79	(622,493.31)	0.00	2,174.48	332,707.72	
895	Health Plan CD	211,517.67	0.00	211,517.67	621.47	0.00	0.00	621.47	212,139.14	
895	Health Plan CDARS	763,554.38	0.00	763,554.38	6,422.98	0.00	0.00	6,422.98	769,977.36	
898	MRP/DPC Clearing	8,524.55	0.00	8,524.55	12,807.30	(12,037.36)	0.00	769.94	9,294.49	
	District Clerk Clearing	35,607.76	0.00	35,607.76	87,998.19	(105,745.52)	0.00	(17,747.33)	17,860.43	
	JP1 Clearing	13,159.98	0.00	13,159.98	49,542.43	(46,642.44)	0.00	2,899.99	16,059.97	
	JP2 Clearing	10,624.09	0.00	10,624.09	25,998.28	(28,675.27)	0.00	(2,676.99)	7,947.10	
	JP3 Clearing	9,196.58	0.00	9,196.58	31,021.14	(29,576.32)	0.00	1,444.82	10,841.40	
	JP4 Clearing	4,129.00	0.00	4,129.00	10,533.94	(13,043.94)	0.00	(2,510.00)	1,619.00	
	RV Clearing	0.00	0.00	0.00	0.00	0.00	0.00	0.00	0.00	
	Treasurer's Credit Card	0.00	0.00	0.00	132.31	(132.31)	0.00	0.00	0.00	
	TOTAL BANKTEXAS - NON POOLED CASH ACCOUNTS	\$ 1,462,064.31	\$ -	\$ 1,462,064.31	\$ 850,126.85	\$ (858,867.47)	\$ 0.00	\$ (8,740.62)	\$ 1,453,323.69	
TEXPOOL ACCOUNTS										
601	Interest & Sinking	36,880.11	0.00	36,880.11	205.97	0.00	0.00	205.97	37,086.08	
895	Health Plan	1,175.23	0.00	1,175.23	6.52	0.00	0.00	6.52	1,181.75	
	TOTAL TEXPOOL - NON POOLED CASH ACCOUNTS	\$ 38,055.34	\$ -	\$ 38,055.34	\$ 212.49	\$ 0.00	\$ 0.00	\$ 212.49	\$ 38,267.83	
	TOTAL CASH IN BANK - NON POOLED CASH ACCOUNTS	\$ 1,500,119.65	\$ -	\$ 1,500,119.65	\$ 850,339.34	\$ (858,867.47)	\$ 0.00	\$ (8,528.13)	\$ 1,491,591.52	
	TOTAL CASH IN BANK - ALL TREASURER'S ACCOUNTS	\$ 27,496,108.34	\$ 260.00	\$ 27,496,368.34	\$ 7,114,087.43	\$ (7,975,632.49)	\$ (0.00)	\$ (861,545.06)	\$ 26,634,823.28	

Miscellaneous Information 0.00

Indebtedness as of 12/31/2018: \$0.00 Certificate of Obligation: None

RB Line of Credit-Railroad Commission \$25,000 CD Secured - Current Balance Available \$26,908

Bank Texas (including CDARS and ICS)	Cash Balance	\$ 25,216,773.82
Non-Depository Investments	Cash Balance	492,427.84
TexPool:	Cash Balance	553,663.03
Total		\$ 26,262,864.69

Bank Texas Interest Income: \$ 89,925.76

Certificates of Deposit: 12,035.23

CDARS Interest Income: 73,752.58

TexPool Interest Income: 3,080.63

Total Interest Income \$ 178,794.20 0.00

I, Becky S. Burford, County Treasurer, in and for the County of Wood, State of Texas, do hereby present the December 2018 Statement of Cash Accounts Activity, the attached Treasurer's Report of Cash Receipts and Disbursements, and the Report of Securities as true and correct statements, to the best of my knowledge, of accounts under the control of Wood County Treasurer and furthermore state that the fund balances are on deposit earning interest in accordance with the Wood County Investment Policy earning interest in accordance with the Wood County Depository Contract.

Becky S. Burford

 Becky S. Burford, Wood County Treasurer

Presented, examined, and accepted at the regular term of Commissioners Court on this the 8th day of March 2019.

Lucy Hebron

 Lucy Hebron, County Judge

Virgil Holland, Jr.

 Virgil Holland, Jr. Commissioner Precinct 1

Jerry Gaskill

 Jerry Gaskill Commissioner Precinct 2

Mike Simmons

 Mike Simmons, Commissioner Precinct 3

Russell Asker

 Russell Asker, Commissioner Precinct 4

Trent Collins

 Trent Collins, Auditor

ATTEST:
Kelley Price

 Kelley Price, County Clerk



WOOD COUNTY, TEXAS
RECAP OF FUNDS BY BANK ACCOUNTS
FOR THE YEAR-TO-DATE ENDING DECEMBER 31, 2018

Fund	Beginning Cash Balance	M-T-D Receipts	M-T-D		Ending Balance	BankTexas Quitman	-----Allocation of Cash-----			Total Cash
			Disbursements	Transfers			BankTexas CDARS	Non-Depository Banks	TexPool	
200 Road & Bridge CD Restricted	\$ 26,841.19	\$66.98	\$0.00	\$0.00	\$26,908.17	\$26,908.17	\$0.00	\$0.00	\$0.00	\$26,908.17
233 Sheriff Forfeiture Fund	3,430.21	0.00	(581.00)	0.00	2,849.21	2,849.21				2,849.21
401 Texas Comm. Dev. Program	0.00	0.00	0.00	0.00	0.00	-	0.00	0.00	0.00	0.00
601 Interest and Sinking	61,825.77	580.01	0.00	0.00	62,405.78	25,319.70	0.00	0.00	37,086.08	62,405.78
890 Pooled Funds	14,287,403.23	6,185,071.70	(7,116,765.02)	2,852.84	13,358,562.75	12,842,092.04	0.00	0.00	516,470.71	13,358,562.75
890 Pooled CDs	11,708,845.46	78,676.39	0.00	(2,852.84)	11,784,669.01	2,370,300.63	8,921,940.54	492,427.84	0.00	11,784,669.01
895 Health Plan Fund	331,708.47	624,614.31	(622,433.31)	0.00	333,889.47	332,707.72	0.00	0.00	1,181.75	333,889.47
895 Health Plan CDs	995,072.05	7,044.45	0.00	0.00	1,002,116.50	212,139.14	789,977.36	0.00	0.00	1,002,116.50
898 MRP/DPC Clearing	8,524.55	12,807.30	(12,037.36)	0.00	9,294.49	9,294.49	0.00	0.00	0.00	9,294.49
District Clerk Clearing	35,607.76	87,998.19	(105,745.52)	0.00	17,860.43	17,860.43	0.00	0.00	0.00	17,860.43
JP1 Clearing	13,159.98	49,542.43	(46,642.44)	0.00	16,059.97	16,059.97	0.00	0.00	0.00	16,059.97
JP2 Clearing	10,624.09	25,998.28	(28,675.27)	0.00	7,947.10	7,947.10	0.00	0.00	0.00	7,947.10
JP3 Clearing	9,196.58	31,021.14	(29,576.32)	0.00	10,641.40	10,641.40	0.00	0.00	0.00	10,641.40
JP4 Clearing	4,129.00	10,533.94	(13,043.94)	0.00	1,619.00	1,619.00	0.00	0.00	0.00	1,619.00
RV Park Clearing	0.00	0.00	0.00	0.00	0.00	0.00	0.00	0.00	0.00	0.00
Treasurer's Credit Card	0.00	132.31	(132.31)	0.00	0.00	0.00	0.00	0.00	0.00	0.00
Grand Total	\$ 27,496,368.34	\$ 7,114,087.43	\$ (7,975,632.49)	\$ 0.00	\$ 26,634,823.28	\$ 15,875,739.00	\$ 9,711,917.90	\$ 492,427.84	\$ 554,738.54	\$ 26,634,823.28
		0.00	0.00		\$ (0.00)					

SECURITIES PLEDGED TO WOOD COUNTY, TEXAS
Report as of December 31, 2018

ID	Pledge Date	Description	CUSIP	Maturity Date	Current Par	Market Value 31-Oct-18	Market Value 31-Oct-18
	02/07/2013	Waco TX ISD	929845RP2	8/15/19	145,000	146,373	146,327
	12/30/2014	Mineola, TX	602771JG3	9/1/19	165,000	168,397	168,062
	02/07/2013	Anahuac TX ISD	032645CZ4	2/15/20	100,000	103,138	103,003
	02/07/2013	Angelina Cnty TX	034717KW7	2/15/20	155,000	154,802	154,846
	02/07/2013	Arlington TX ISD	041826XC7	2/15/20	100,000	100,674	100,510
	12/30/2014	Diboll CTFS OBLIGA	252867KU9	2/15/20	80,000	80,133	80,143
	02/07/2013	Ector TX ISD	279272CQ9	2/15/20	110,000	111,329	111,304
	02/07/2013	Jasper TX ISD	471844HP8	2/15/20	105,000	107,619	107,517
	12/30/2014	Ennis CTFS OBLIG	293425VN1	8/1/20	100,000	101,105	101,076
	02/01/2013	Sanger TX	800876DH4	8/1/20	100,000	101,430	101,306
	01/05/2015	Beeville-CTFS	077131JG6	8/15/20	70,000	69,789	69,830
	02/01/2013	Lone Oak TX ISD	542218GA4	8/15/20	195,000	194,618	194,733
	12/31/2014	Sulphur Springs-Ref TX	865525QZ5	9/1/20	180,000	179,300	179,359
	12/31/2014	Arlington ISD Bldg	041826XP8	2/5/21	150,000	153,801	153,615
	12/31/2014	El Campo ISD	282783FP9	2/15/21	175,000	179,226	179,200
	02/06/2013	Jasper TX ISD	471844HQ6	2/15/21	105,000	110,067	109,970
	02/09/2013	Ferris TX	31569CT3	3/1/21	105,000	105,763	105,595
	12/31/2014	Beeville-CTFS	077131JH4	8/15/21	70,000	70,838	70,866
	12/31/2014	Celina-CTFS OBLG	151141MH8	9/1/21	70,000	71,506	71,461
	02/07/2013	Jasper TX ISD	471844HR4	2/15/22	110,000	116,927	116,944
	02/07/2013	Ferris TX	315669CU0	3/1/22	110,000	110,736	110,578
	08/03/2015	Nursery ISD SC	67058DBK6	8/15/23	160,000	165,608	166,021
	12/31/2014	Washington Jr. Clg	938688TG3	10/1/23	100,000	103,610	103,593
	12/31/2014	Watauga-CTFS	941097PA9	2/1/24	100,000	101,742	101,951
	12/31/2014	Belton ISD	081077WG0	2/15/24	100,000	100,513	100,382
		NeTX Cmnty Glg	6643788EE5	4/1/24	175,000	182,492	182,623
	12/31/2014	Beeville-CTFS	077131JM3	8/15/25	155,000	161,753	162,491
	12/31/2014	Watauga-CTFS	941097PE1	2/1/28	105,000	107,328	107,662
	05/31/2017	Wylie-Ref Tx	983064TW6	2/15/29	625,000	636,800	638,288
	07/01/2016	Bowie ISD	102529HM9	8/15/30	405,000	401,683	405,284
		FHLMC	3132LKA34	10/1/30	2,753,399	2,735,396	2,716,637
		Conroe-A-CTFS Oblig TX 37	208399G82	3/1/37	420,000	426,250	429,496
					\$7,598,399	\$7,660,746	\$7,650,673

0 0 (0)

Total BankTexas Account Balances as of report date:

5,660,808 6,600,577

135.33% 115.91%

NOTE: FDIC insurance coverage is in addition to listed securities.

WOOD COUNTY, TEXAS

INVESTMENT ACTIVITY FOR DECEMBER 31, 2018


12/31/2018													
CD ID	Description	Bank	Acct	Maturity Date	Original Principal	WAM Index	Prior Balance			Withdrawals	Current Balance		This Month's
							11/30/2018	Purchases/Deposits	Interest Credited		12/31/2018	Unpaid Interest	
16	*7485 DPC 12 MONTH	BTH	DPC	11/10/2019	\$ 500,000.00	\$ 157,000,000.00	\$ 529,339.37		\$ 1,035.47		\$ 530,374.84	\$ 864.58	
17	*7507 DPC 12 MONTH	BTH	DPC	11/10/2019	250,000.00	\$ 78,500,000.00	264,669.68		517.74		265,187.42	432.29	
18	*7523 HP 12 MONTH	BTH	HP	11/10/2019	75,000.00	\$ 23,550,000.00	79,400.87		155.32		79,556.19	129.68	
58	*182 DPC 365 DAY	CNB	DPC	10/15/2019	124,200.00	\$ 35,769,600.00	123,500.00		0.00		123,500.00	162.41	
59	*183 DPC 365 DAY	CNB	DPC	10/15/2019	124,200.00	\$ 35,769,600.00	123,500.00		0.00		123,500.00	162.41	
60	*884 DPC 365 DAY	FNBW	DPC	10/16/2019	117,500.00	\$ 33,957,500.00	122,713.92		0.00		122,713.92	155.70	
61	*885 DPC 365 DAY	FNBW	DPC	10/16/2019	117,500.00	\$ 33,957,500.00	122,713.92		0.00		122,713.92	155.70	
96	*4149 365 DAY	BTH	DPC	12/31/2019	500,000.00	\$ 182,500,000.00	519,492.00		441.21		519,933.21	33.90	
97	*4160 365 DAY	BTH	HP	12/31/2019	127,500.00	\$ 46,537,500.00	132,470.44		112.51		132,582.95	8.65	
123	CD 24 month	BTH	DPC	08/13/2019	500,000.00	\$ 112,500,000.00	526,450.64		951.94		527,402.58	699.35	
124	CD 24 month	BTH	DPC	08/13/2019	500,000.00	\$ 112,500,000.00	526,450.64		951.94		527,402.58	699.35	
1811 & 181J	CDARS 30 Month	BTH	HP	01/31/2019	260,000.00	\$ 8,060,000.00	273,861.90		766.27		274,628.17	0.00	
194H	CDARS 30 Month	BTH	DPC	03/21/2019	405,504.00	\$ 32,440,320.00	422,227.16		3,339.43		425,566.59	475.94	
196E & F	CDARS 30 Month	BTH	DPC	12/12/2019	750,000.00	\$ 259,500,000.00	772,429.91		6,109.23		778,539.14	1,379.04	
197E & F	CDARS 30 Month	BTH	DPC	12/12/2019	750,001.00	\$ 259,500,346.00	772,430.92		6,109.24		778,540.16	1,379.05	
198E	CDARS 30 Month	BTH	DPC	02/06/2020	750,001.00	\$ 301,500,402.00	775,862.21		2,236.96		778,099.17	0.00	
198-2D & E	CDARS 30 Month	BTH	DPC	03/19/2020	750,003.00	\$ 333,001,332.00	773,647.54		2,140.25		775,787.79	0.00	
199D	CDARS 30 Month	BTH	DPC	03/19/2020	750,004.00	\$ 333,001,776.00	773,648.57		2,140.25		775,788.82	0.00	
200D & E	CDARS 30 Month	BTH	HP	03/19/2020	250,000.00	\$ 111,000,000.00	257,881.47		713.41		258,594.88	0.00	
201D	CDARS 30 Month	BTH	DPC	04/30/2020	750,005.00	\$ 364,502,430.00	772,308.99		2,160.93		774,469.92	0.00	
202C & D	CDARS 30 Month	BTH	DPC	06/11/2020	750,006.00	\$ 396,003,168.00	770,403.68		2,166.82		772,570.50	0.00	
203C	CDARS 30 Month	BTH	DPC	08/06/2020	750,007.00	\$ 438,004,088.00	768,052.65		2,214.44		770,267.09	0.00	
204C	CDARS 30 Month	BTH	HP	08/06/2020	250,001.00	\$ 146,000,584.00	256,016.17		738.14		256,754.31	0.00	
205C	CDARS 30 Month	BTH	DPC	08/06/2020	750,008.00	\$ 438,004,672.00	768,053.66		2,214.45		770,268.11	0.00	
206A	CDARS 30 Month	BTH	DPC	09/17/2020	750,008.00	\$ 469,505,008.00	759,723.11		1,298.01		761,021.12	0.00	
207A	CDARS 30 Month	BTH	DPC	09/17/2020	750,009.00	\$ 469,505,634.00	759,724.12		1,298.01		761,022.13	0.00	
Restricted	RB CD *1703 RRC	BTH*	DPC	03/26/2019	25,000.00	\$ 2,125,000.00	26,886.07		22.10		26,908.17	3.68	
	Total CDs				\$ 12,376,457.00	\$ 5,214,196,460.00	\$ 12,773,859.61	\$ -	\$ 39,834.07	\$ -	\$ 12,813,693.68	\$ 6,741.73	
	TEXPOOL			WAM	421		0.00		(0.00)		(0.00)	0.00	
	Deposit Pooled Cash	TxP	DPC			516,470.71	\$ 515,469.35	\$ -	\$ 1,001.36	\$ -	\$ 516,470.71	n/a	
	Interest & Sinking	TxP	I&S			37,086.08	37,014.18		71.90		37,086.08	n/a	
	Health Plan	TxP	HP			1,181.75	1,179.50		2.25		1,181.75	n/a	
	Total Pools					554,738.54	\$ 553,663.03	\$ -	\$ 1,075.51	\$ -	\$ 554,738.54		
	Insured Cash Sweeps Accounts												
	Deposit Pooled Cash	BTH*		Daily	n/a		\$ 9,508,543.51	\$ 2,996,910.66	\$ 23,565.53	\$ (1,525,908.90)	\$ 11,003,110.80	n/a	
	Accounts Payable Cash	BTH*		Daily	n/a		1,479,536.36	416,120.93	2,659.01	(914,584.63)	983,731.67	n/a	
	Payroll Cash	BTH*		Daily	n/a		1,382,403.03	619,733.25	2,092.69	(1,450,331.54)	553,897.43	n/a	
	Health Plan	BTH*		Daily	n/a		367,661.64	198,235.03	852.01	(126,637.39)	440,111.29	n/a	
	Total Sweeps						\$ 12,738,144.54	\$ 4,230,999.87	\$ 29,169.24	\$ (4,017,462.46)	\$ 12,980,851.19		
	Total Investments			Total WAM days	403	5,214,751,198.54	\$ 26,065,667.18	\$ 4,230,999.87	\$ 70,078.82	\$ (4,017,462.46)	\$ 26,349,283.41	\$ 6,741.73	
							403.30						

Investments By Type		
BT - Traditional CD	\$ 2,582,439.77	9.80%
BT - CDARS	9,711,917.90	36.86%
Non-Depository CD	492,427.84	1.87%
BT-Restricted CD	26,908.17	0.10%
BT-ICS *	12,980,851.19	49.26%
Money Market Accts	0.00	0.00%
Pools	554,738.54	2.11%
Total	\$ 26,349,283.41	100.00%
	0.00	

* Does not include in-transit items which can be either positive or negative

Note BT* - BankTexas is the county's placement bank for both CDARS and ICS accounts into other FDIC covered banks. For bank details use Supplement Investment Schedule.

I hereby submit the above report in addition to attached Supplement Investment Schedule as the written report of investment transactions for all invested funds held by Wood County Treasurer for period shown above and certify that these investments are in compliance with the local investment policy and Public Funds Investment Act.


 Becky S. Burford, Wood County Treasurer
 Wood County Investment Officer

WOOD COUNTY, TEXAS						
Supplement Investment Schedule						
Summary of FDIC-Insured Institutions						
Outside of Depository Bank						
12/31/2018						
Bank	Location	Balance	Reference	Recap By Type	Totals	
City National Bank	Quitman, TX	\$ 247,000.00	CD 58& 59	Local CD	\$ 492,427.84	
First National Bank-Winnsboro, TX	Winnsboro, TX	245,427.84	CD 60& 61	Insured Cash Sweeps	12,980,851.19	
Bar Harbor Bank & Trust	Bar Harbor, ME	218,977.16	CDARS#181J*	CDARS	9,711,917.90	
Champlain National Bank	Elizabethtown, NY	55,651.01	CDARS#181J*		23,185,196.93	
Cornhusker Bank	Lincoln, NE	247,000.00	CDARS#194I		\$ -	
Seaside National Bank & Trust	Orianda, FL	178,566.59	CDARS#194I			
Bank of America, N.A.	Charlotte, NC	4,750.00	CDARS#196F			
Champlain National Bank	Elizabethtown, NY	191,654.1	CDARS#196F			
CIBC Bank USA	Chicago, IL	247,000.0	CDARS#196F			
Peoples Bank	Marietta, OH	247,000.0	CDARS#196F			
The Bryn Mawr Trust Company	Bry Mawr, PA	88,135.0	CDARS#196F			
F&M Bank	Falls City, NE	247,000.0	CDARS#197F			
The Bryn Mawr Trust Company	Bry Mawr, PA	158,864.99	CDARS#197F			
The Dime Bank	Honesdales, PA	247,000.00	CDARS#197F			
Union Bank & Trust	Lincoln, NE	125,675.17	CDARS#197F			
Hawthorn Bank	Jefferson City, MO	248,241.84	CDARS#198E			
Landmark Bank	Columbia, MO	41,886.12	CDARS#198E			
Signature Bank	New York, NY	239,729.37	CDARS#198E			
TowneBank	Potsmouth, VA	248,241.84	CDARS#198E			
Business First Bank	Baton Rouge, LA	247,276.24	CDARS#198-2E			
Independent Bank - Ionia	Ionia, MI	247,276.24	CDARS#198-2E			
Pathfinder Bank	Oswego, NY	154,669.20	CDARS#198-2E			
USNY Bank	Geneva, NY	126,566.11	CDARS#198-2E			
BCB Community Bank	Bayonne, NY	247,276.24	CDARS#199E			
Seaside National Bank & Trust	Orianda, FL	68,509.94	CDARS#199E			
TriState Capital Bank	Pittsburg, PA	247,276.24	CDARS#199E			
Wyoming Community Bank	Riverton, WY	212,726.40	CDARS#199E			
BOKF, National Association	Tulsa, OK	131,438.00	CDARS#200E			
Pathfinder Bank	Oswego, NY	92,607.04	CDARS#200E			
Wyoming Community Bank	Riverton, WY	34,549.84	CDARS#200E			
Amarillo National Bank	Amarillo, TX	248,361.77	CDARS#201D			
Bar Harbor Bank & Trust	Bar Harbor, ME	29,384.61	CDARS#201D			
Genesee Regional Bank	Rochester, NY	248,361.77	CDARS#201D			
Wayne Bank	Honesdales, PA	248,361.77	CDARS#201D			
First Carolina Bank	Rocky Mount, NC	247,437.52	CDARS#202D			
Flatirons Bank	Boulder, CO	247,437.52	CDARS#202D			
Select Bank	Forest, VA	156,155.72	CDARS#202D			
Union Bank & Trust	Richmond, VA	121,539.74	CDARS#202D			
Bank of America, N.A.	Charlotte, NC	243,467.97	CDARS#203C			
Centric Bank	Harrisburg, PA	248,241.84	CDARS#203C			
Landmark Bank	Manhattan KS	30,315.44	CDARS#203C			
Manufacturers Bank	Los Angeles, CA	248,241.84	CDARS#203C			
Great Southern Bank	Reeds Spring, MO	248,241.84	CDARS#204C			
Signature Bank	New York, NY	8,512.47	CDARS#204C			
First Bank	Sterling, KS	97,744.15	CDARS#205C			
Landmark Bank	Columbia, MO	206,355.72	CDARS#205C			
Landmark National Bank	Manhattan KS	217,926.40	CDARS#205C			
The Washington Trust Company of	Westerly	248,241.84	CDARS#205C			
Fortress Bank	Peoria, IL	169,685.79	CDARS#206A			
Howard Bank	Elliott City, MD	96,536.85	CDARS#206A			
MainStreet Bank - Marborough	Marlborough, MA	247,399.24	CDARS#206A			
The Bank of Edwardsville	Edwardsville, IL	247,399.24	CDARS#206A			
BOKF, National Association	Tulsa, OK	115,361.28	CDARS#207A			
Howard Bank	Elliott City, MD	150,862.37	CDARS#207A			
LegacyTexas Bank	Plano, TX	247,399.24	CDARS#207A			
Live Oak Banking Company	Wilmington, NC	247,399.24	CDARS#207A			
Access National Bank	Reston, VA	36.27	ICS-DPC			
American National Bank	Omaha, NE	5.62	ICS-DPC			
Axos Bank	San Diego, CA	245,471.64	ICS-DPC			
Bank of Central Florida	Lakeland, FL	245,526.11	ICS-DPC			
Bank of New Hampshire	Laconia, NH	90.70	ICS-DPC			
Bank of Springfield	Springfield, IL	183,354.00	ICS-DPC			
Bank OZK	Little Rock, AR	182.90	ICS-DPC			
BankPlus	Belzoni, MS	245,467.86	ICS-DPC			
Banterra Bank	Marion, IL	245,562.38	ICS-DPC			
BB&T	Winston Salem, N	245,562.39	ICS-DPC			
Bremer Bank, National Association	South St. Paul, M	150.67	ICS-DPC			
Bussey Bank	Champaign, IL	245,526.11	ICS-DPC			
Cadence Bank, NA	Birmingham, AL	245,435.46	ICS-DPC			
Centennial Bank	Conway, AR	245,562.38	ICS-DPC			
City National Bank of Florida	Miami, FL	362.98	ICS-DPC			
Community National Bank	Derby, VT	245,489.79	ICS-DPC			
Community State Bank	Ankeny, IA	245,303.91	ICS-DPC			
Eastern Bank	Boston, MA	245,562.39	ICS-DPC			
EagleBank	Bethesda, MD	245,562.39	ICS-DPC			
East Boston Savings Bank	Peabody, MA	245,521.19	ICS-DPC			
F&M Trust Co. of Chambersburg	Chambersburg, P	245,526.11	ICS-DPC			
First Bank & Trust	Brookings, SD	36.27	ICS-DPC			
First Bank & Trust	Sioux Falls, SD	245,358.88	ICS-DPC			
First Bank of Highland Park	Highland Park, IL	36.25	ICS-DPC			
First Federal Bank of the Midwest	Defiance, OH	245,562.39	ICS-DPC			
First National Bank	Damariscotta, ME	245,562.39	ICS-DPC			
First National Bank of Pennsylvania	Greenville, PA	245,064.50	ICS-DPC			
First Republic Bank	San Francisco, CA	245,227.78	ICS-DPC			
First Tennessee Bank, NA	Memphis, TN	245,562.39	ICS-DPC			

WOOD COUNTY, TEXAS
Supplement Investment Schedule
Summary of FDIC-Insured Institutions
Outside of Depository Bank
12/31/2018

<u>Bank</u>	<u>Location</u>	<u>Balance</u>	<u>Reference</u>	<u>Recap By Type</u>	<u>Totals</u>
Five Star Bank	Warsaw, NY	36.27	ICS-DPC		
Fulton Bank, N.A.	Lancaster, PA	245,562.39	ICS-DPC		
Glacier Bank	Kalispell, MT	36.27	ICS-DPC		
Hills Bank and Trust Company	Hills, IA	245,562.39	ICS-DPC		
Home Bank, N.A.	Lafayette, LA	36.25	ICS-DPC		
Iberiabank	Lafayette, LA	210,653.88	ICS-DPC		
Illinois National Bank	Springfield, IL	245,562.39	ICS-DPC		
Independent Bank-McKinney	McKinney, TX	36.26	ICS-DPC		
Ion Bank	Naugatuck, CT	22.65	ICS-DPC		
John Marshall Bank	Reston, VA	245,526.11	ICS-DPC		
Katahdin Trust Company	Patten ME	245,495.71	ICS-DPC		
Kennebec Savings Bank	Augusta, ME	245,250.99	ICS-DPC		
Kirkpatrick Bank	Edmond, OK	0.05	ICS-DPC		
Machias Savings Bank	Machias, ME	245,352.90	ICS-DPC		
Mascorna Bank	Lebanon, NH	245,562.39	ICS-DPC		
Merchants Bank of Indiana	Carmel IN	245,526.13	ICS-DPC		
Morton Community Bank	Morton,IL	162.90	ICS-DPC		
New York Community Bank	Westbury, NY	245,562.39	ICS-DPC		
Old Dominion National Bank	North Garden, VA	450.77	ICS-DPC		
Pacific Western Bank	Beverly Hills, CA	245,562.39	ICS-DPC		
Peoples National Bank, N.A.	Mt. Vernon, IL	245,562.39	ICS-DPC		
Pinnacle Bank - Nashville	Nashville, TN	0.04	ICS-DPC		
PlainsCapital Bank	Lubbock, TX	245,562.39	ICS-DPC		
Quad City Bank and Trust Compar	Bettendorf, IA	245,367.87	ICS-DPC		
Renasant Bank	Tupelo, MS	36.27	ICS-DPC		
River City Bank	Sacramento, CA	36.27	ICS-DPC		
Rockland Trust Company	Rockland, MA	245,509.47	ICS-DPC		
Southern Bank	Poplar Bluff MO	245,562.39	ICS-DPC		
Sterling National Bank	Montebello, NY	245,562.39	ICS-DPC		
Stifel Bank and Trust	Saint Louis, MO	435.79	ICS-DPC		
Sunflower Bank NA	Salina, KS	245,526.11	ICS-DPC		
The Camden National Bank	Camden, NE	245,526.11	ICS-DPC		
The Farmers & Merchants State B	Archbold, OH	36.26	ICS-DPC		
The First National Bank of Hutchin	Hutchinson, KS	245,255.98	ICS-DPC		
The Huntington National Bank	Columbus, OH	245,562.39	ICS-DPC		
The Park National Bank	Newark, OH	245,562.39	ICS-DPC		
Union Bank	Morrisville, VT	0.02	ICS-DPC		
United Bank - Fairfax	Fairfax, VA	245,562.39	ICS-DPC		
Western Alliance Bank	Phoenix, AZ	50,808.52	ICS-DPC		
Ameris Bank	Moultrie, GA	249.29	ICS-AP		
Bank OZK	Little Rock, AR	0.01	ICS-AP		
Bremer Bank, National Associatio	South St. Paul, M	42.64	ICS-AP		
First Bank & Trust	Sioux Falls, SD	131.41	ICS-AP		
First National Bank of Pennsylvania	Greenville, PA	0.38	ICS-AP		
Great Western Bank	Watertown, SD	245,562.39	ICS-AP		
Guaranty Bank	Springfield, MO	36.27	ICS-AP		
Heritage Bank	Olympia, WA	245,526.11	ICS-AP		
Huntington Valley Bank	Huntingdon Valley	245,526.11	ICS-AP		
Ibertabank	Lafayette, LA	34,400.71	ICS-AP		
Ion Bank	Naugatuck, CT	83.49	ICS-AP		
Kennebec Savings Bank	Augusta, ME	0.70	ICS-AP		
Kirkpatrick Bank	Edmond, OK	36.21	ICS-AP		
Millington Bank	Millington, NJ	344.54	ICS-AP		
Morton Community Bank	Morton, IL	91.61	ICS-AP		
Ponce Bank	New York City, N	211,697.80	ICS-AP		
Western Alliance Bank	Phoenix, AZ	2.20	ICS-AP		
American National Bank	Omaha, NE	0.19	ICS-HP		
Bank OZK	Little Rock, AR	245,343.26	ICS-HP		
Bremer Bank, National Associatio	South St. Paul, M	59.18	ICS-HP		
First National Bank of Pennsylvania	Greenville, PA	335.28	ICS-HP		
Morton Community Bank	Morton, IL	18.61	ICS-HP		
Pinnacle Bank	Nashville, TN	36.22	ICS-HP		
Western Alliance Bank	Phoenix, AZ	194,318.55	ICS-HP		
American National Bank	Omaha, NE	36.21	ICS-PAY		
Ameris Bank	Moultrie, GA	245,276.82	ICS-PAY		
Bank of New Hampshire	Laconia, NH	0.04	ICS-PAY		
Bank of Springfield	Springfield, IL	62,026.83	ICS-PAY		
Bank OZK	Little Rock, AR	36.19	ICS-PAY		
BankPlus	Belzoni, MS	58.25	ICS-PAY		
Bremer Bank, National Associatio	South St. Paul, M	15.25	ICS-PAY		
Copmmunity National Bank	Derby, VT	36.32	ICS-PAY		
Community State Bank	Ankeny, IA	222.20	ICS-PAY		
East Boston Savings Bank	Peabody, MA	36.73	ICS-PAY		
First National Bank of Pennsylvania	Greenville, PA	119.08	ICS-PAY		
Home Bank, N.A.	Lafayette, LA	0.01	ICS-PAY		
Ion Bank	Naugatuck, CT	234.86	ICS-PAY		
Kennebec Savings Bank	Augusta, ME	266.60	ICS-PAY		
Machias Savings Bank	Machias, ME	91.24	ICS-PAY		
Millington Bank	Millington, NJ	0.25	ICS-PAY		
Morton Community Bank	Morton, IL	245,104.93	ICS-PAY		
Quad City Bank and Trust Compar	Bettendorf, IA	158.24	ICS-PAY		
Rockford Bank & Trust Company	Rockford, IL	16.64	ICS-PAY		
Union Bank	Morrisville, VT	36.22	ICS-PAY		
Western Alliance Bank	Phoenix, AZ	124.52	ICS-PAY		
		\$ 23,185,196.93			